

BORN TO BE MORE.



THE NEW
ISUZU
MU-X
ALL MUSCLE. ALL HEART.

EVERYTHING YOU WANT AND MORE.



Model shown is a 4x4 Automatic

Life is an adventurous drive - exciting, exhilarating but demanding and exacting at the same time. You need the capability to exceed all expectations, meet all challenges and yet deliver with panache. And when you go out on this journey, you need more than just muscle by your side - like the new ISUZU mu-X.

A supremely capable SUV, built tough with the muscle to match the most grueling environment, and yet with the most generous heart - a sanctuary for you and your family. A versatile machine, with a contemporary design inspired by the grace, grandeur and majesty of the eagle. Are you ready to experience the thrilling blend of capability and comfort?

THE NEW
ISUZU
MU-X

ALL MUSCLE. ALL HEART.

MORE THAN MAGNIFICENT.



Model shown is a 4x4 Automatic

The eagle is a true embodiment of freedom and ascendancy, soaring high above the sky with a majestic presence that inspires awe and admiration. The new mu-X takes design cues from the powerful and dominating eagle that adds to its commanding presence on and off the road. The Front Grille and Headlamps, with their sharp lines create an aura of an all-penetrating gaze. The Bi-LED Auto-levelling Projector Headlamps with LED DRL and a Guide Strip projects a powerful white light with long range to keep you focused on what's ahead. The newly crafted diamond cut Alloy Wheels, Shark-fin Antenna, LED Rear Position Lamps and crisp lines that flow from the front to the rear showcase a muscular yet aerodynamic machine.



Eagle - inspired Design



Bi - LED Auto - levelling Headlamps with DRL



Diamond Cut 46.2 cm (18 inch) Alloy Wheels



LED Rear Position Lamps



Dual - tone Spoiler and Shark - fin Antenna

DOMINATE WITH MORE.


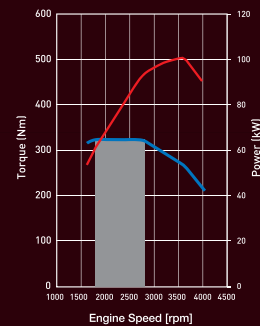


Model shown is a 4x4 Automatic

The engine in the new mu-X builds upon the legacy and learnings of the last 100 years of ISUZU; which gives the powertrain its unmatched capability.

The 1893 cm³ (1.9 L) Ddi VGS Turbo Hi-Power engine offers 120 kW (163 PS) of power with a flat torque curve that gives the mu-X its formidable performance and total control for you on the highways. Its advanced anti-friction induction hardened cylinder bores, heavy-duty steel timing chain and graphite coated pistons all work in tandem to create a highly durable and reliable engine that delivers on all your expectations. Now dominate any kind of terrain, anywhere.

Flat Torque Curve



ISUZU Ddi Hi-Power Engine



Advanced Anti-friction Induction
Hardened Cylindrical Bores



Heavy-duty Steel Timing Chain



Diamond-like Carbon-coated Pistons and Injectors



Sequential Shift
Automatic Transmission

MORE METTLE FOR YOUR PASSIONS.

Available in 4x2 and 4x4 variants



Model shown is a 4x4 Automatic

Wherever your passions may take you, the mu-X is engineered to drive you there. Thanks to the 'Shift-on-the-fly' 4x4 select dial with low and high range, the transition from street to off-road driving is seamless, making you an unstoppable force. With excellent ground clearance and superior approach, departure and breakover angles, the mu-X has the capability to confidently get you in and out of just about anywhere. It is also equipped with a double-wishbone front suspension, a heavy duty gearbox and a wide track with a long wheel base for extra stability, and front steel underbody plate for protection, so that you have more than enough muscle to take on even the most challenging terrains.



Underbody Steel Skid Plate



Heavy - duty Ladder Construction Chassis

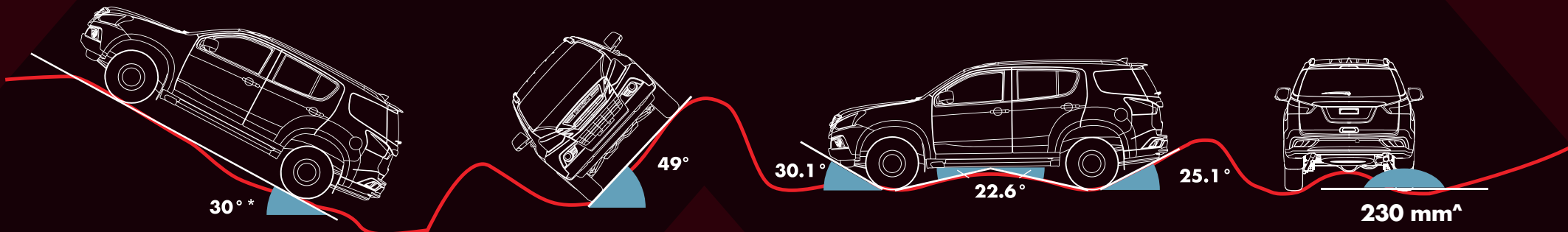


'Shift-on-the-fly' 4x4 Select Dial for Fingertip Terrain Control



Front Independent Double Wishbone Coil Suspension with Stabilizer Bar

Off-Roading Prowess**



**The mentioned values are based on internal measurements done. *Ground clearance under unladen condition at the rear axle.

*In 4x4 mode.

^In 4x4 variant.

MORE TO RELY ON.



Model shown is of 4x4 Automatic

6 AIRBAGS

Driver, front passenger, front side and full length curtain

Confidently challenge any road or weather conditions because the new mu-X is more than prepared to protect you. The high tensile steel body with tailor-welded blanks and crumple zones with anti-intrusion bars create a protective cocoon for you and your family. To give you a more controlled drive, the new mu-X comes with Hill-Descent Control (HDC), to keep you sure-footed on every adventure. It packs an array of active safety features like Electronic Stability Control (ESC), Traction Control System (TCS), 4-Channel 4-Sensor Anti-Lock Brake System (ABS) with Electronic Brakeforce Distribution (EBD). On the other hand, front seat belts with pre-tensioners and load limiters, and 3 ISOFIX child seat anchorages make for a comprehensive passive safety system. And for adverse scenarios a 6-Airbag system ensures protection for you and your family.



High Tensile Steel Body Construction with Tailor-welded Blanks and Side Anti-intrusion Bars

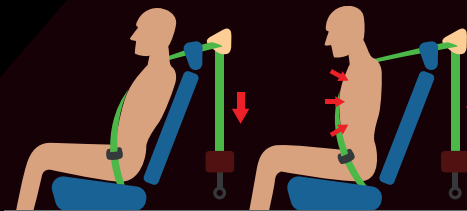
3 ISOFIX Child Seat Anchorages



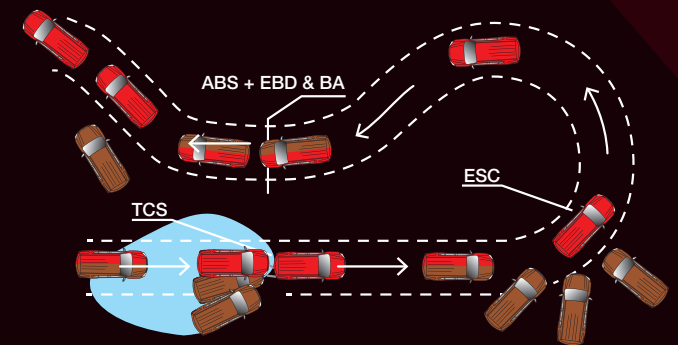
All-wheel Disc Brakes



Rear Parking Assist Camera



Front Seat Belt with Pre-tensioner and Load Limiters



WITHOUT WITH ABS EBD ESC TCS

MORE SPACE FOR EVERYTHING.



Model shown is of 4x4 Automatic

It's a crowd-pleaser outside but on the inside, it's a family-pleaser through and through. The new mu-X is a spacious 7-seater with a supremely comfortable interior, now reimagined in a luxurious black avatar. The new soft pad dashboard and trims add a touch of refinement and the ergonomics of the twin-cockpit design make the controls easily accessible to the driver and the front passenger. While the Quilted Leather Seats, adjustable head-rests and other creature comforts keep you cozy inside, the penta-link rear suspension adds to the comfort on long drives. A unique feature of the mu-X is the spacious and comfortable third row with an easy ingress and egress made possible by a quick one-touch tumble second-row seat. The mu-X is not just luxurious on seating space but is also versatile with a range of storage spaces. All in all, the new mu-X feels as good as it drives.



Spacious and Comfortable Seating with Premium Quilted Leather Seats for 7 People



Flexi Seating Options



Penta-link Rear Suspension



One-touch Fold and Tumble Second-row Seats



Full Flat Boot Space

MORE CONTROL AT YOUR FINGERTIPS.



Model shown is a 4x4 Automatic

The new mu-X is designed in a way that the comforts of your home ride with your family. Step in and begin your journey effortlessly with the Passive Entry and Start Stop System. The 6-way power adjustable driver seat offers you a relaxed driving position with the slide of a switch. The newly designed 3D instrument cluster with chrome rings displays clear and concise data, ensuring you're well informed. And while you are at it, enjoy your home theatre on wheels with a 8-speaker live surround sound. So now, take those family outings to a whole new level with the amplified comfort and convenience of the new mu-X, all at your fingertips.



6-Way Power Adjustable Driver Seat



Start and Stop Button



PESS (Passive Entry and Start System)



Steering Mounted Audio and Cruise Control



Cabin Cooling Vents for All Three Rows




Climate Control AC



3D Electro-luminescent Meters with Multi-information Display



Rear Centre Armrest with Cupholders



USB Port in 2nd Row



Glove Box with Light and Power Outlet




Roof-mounted Sound System with 'Live Surround Sound'



Integrated 17.8 cm (7 inch) Touchscreen Entertainment System

ALL YOU NEED. AND MORE.



Sporty Lava Black Interiors

Model shown is of 4x4 Automatic



Premium Quilted Leather Seats



Premium Twin Cockpit Interiors with Soft Touch Panels

MORE LIKE YOU.

Choose from the whole range of accessories designed for the new ISUZU mu-X to make it even more stylish and personalised.



Tail Lamp Chrome Garnish



Illuminated Rocker Plate



Head Lamp Chrome Garnish



Rear Door Chrome Garnish



Tonneau Cover



Engine Hood Protector



Fog Lamp Chrome Ring



Rear Door Lower Chrome Garnish



Organiser Box



Door Visor




Door Handle Chrome Garnish



Muffler Cutter



Rear Bumper Garnish



Reverse Parking Sensor



AN UNSTOPPABLE ZEST

A true icon of Japanese automotive engineering, ISUZU is bolstered by a legacy that spans over a hundred years. With operations in over 25 countries, it is a true global brand that is coveted in over 100 countries worldwide. Manufactured with the promise of 'engineered for life', today the ISUZU name is synonymous with reliability, durability and long lasting vehicles. Renowned for their fuel efficiency, ISUZU vehicles are also powerful and adventurous to the core. Staying true to this philosophy, ISUZU has grown into a brand that is adored not just by adventure seekers but also by those who believe in superior automotive engineering and unmatched style in their vehicles.

The new ISUZU mu-X too embodies this promise and offers you something that no other vehicle can offer; the freedom to go on any adventure you choose while also giving your family the best in safety and comfort. So, no matter what your passions and pursuits are, with **ISUZU** you **NEVER STOP**.

ISUZU
NEVER STOP

SPECIFICATIONS & FEATURES

SPECIFICATIONS	
ENGINE	
Type	4 Cylinder, Common Rail, VGS Turbo Intercooled Diesel
Engine Displacement	1898 cm³ (cc)
Max Power	120 kW (163 hp) @ 377 rad/s (3600 rpm)
Max. Torque	360 Nm @ 209-262 rad/s (2000-2500 rpm)
Cylinder head	ISUZU-patent special aluminium alloy with double-walled water jacketing
Cylinder block	Cast iron upper with advanced anti-friction induction-hardened cylinder bores, cast alloy lower
Valve train	Heavy-duty steel chain-driven dual overhead camshafts (DOHC), roller rockers, 4 valves per cylinder
Fuel injection	Electronic high pressure common-rail diesel-direct injection (Ddi)
Air induction	Intercooled Variable Geometry System (VGS)
Pistons	Diamond-like carbon-coated pistons and injectors
Emission level	Bharat Stage VI
TRANSMISSION	
Type	Automatic with Sequential Shift & Brake Shift Lock Electronically controlled with Adaptive Grade Logic & fuel-saving Lock-up Torque Converter → Adaptive Grade Logic Control: holds gear in varied-gradient ascents, selects gear on steep descents to hold speed with engine braking → Uphill & Downhill Drive Control (transmission based)

4x4 system	"Terrain Command" control with 'shift-on-the-fly' 2-high ↔ 4-high selection at up to 100 km/h
Drivetrain system	Electronic Stability Control (ESC) & Traction Control System (TCS)
CHASSIS	
Frame	Separate, full-length heavy-duty ladder construction chassis
Front suspension	Independent, Double wishbone, coil springs, gas shock absorbers, stabiliser bar
Rear suspension	Penta-link coil suspension, gas shock absorbers, stabiliser bar
AXLES	
Front	Independent. 4x4: fully floating with outer CV & inner double offset joints
Rear	Rigid semi-floating banjo with hypoid final drive
STEERING	
Type	Speed-sensitive variable capacity power-assisted rack & pinion system
Adjustment	Tilt-adjustable steering wheel
BRAKES	
Type	Power-assisted via 266 mm (10.5 inch) servo unit 4-Channel 4-Sensor Anti-Lock Brake System (ABS) with Electronic Brakeforce Distribution (EBD) & Emergency Brake Assist (EBA)
Front	300 mm dia ventilated front disc with twin-pot calipers
Rear	318 mm dia ventilated rear disc
WHEELS	
Rim	18 x 7J - 33, Diamond-cut Alloy
Tyre	255 / 60 R18
Full-size alloy spare wheel	
CAPACITY	
Seating	7 persons
Fuel Tank	55 L capacity High Density Polyethylene (HDPE) tank

UTILITY SPACE	
2 nd & 3 rd row folded flat	1830 L
3 rd row folded flat	878 L
Behind 3 rd row	235 L
PERFORMANCE	
Min. Turning Radius	5.8 m
Max. Gradeability	4x2 mode 25° 4x4 mode 30°

FEATURES
SAFETY & SECURITY
4-Channel 4-Sensor Anti-Lock Brake System (ABS) with Electronic Brakeforce Distribution (EBD)
Emergency Brake Assist (EBA)
300 mm Front Ventilated Disc Brakes with Twin-pot Calipers
318 mm Rear Ventilated Disc Brakes
Electronic Stability Control (ESC)
Traction Control System (TCS)
Hill Descent Control (HDC)
6 Airbags : Driver, front passenger, front side and full length curtain
Pre-tensioners with load limiters for front seat belts
3-point retractable seat belts for all seating positions
Emergency locking retractor (ELR) for all seat belts
3 ISOFIX childseat anchorage for 2 nd row seats
Automatic door lock release on airbag deployment
High tensile steel body construction with tailor-welded blanks
Anti-intrusion bars inside side doors
Child-proof rear door locks
Rear parking assist camera
Engine immobilizer
Anti-theft alarm system
Driver & passenger seat belt warning
Audible & visual headlight-ON & parking light-ON warning

Rear window demister with timer
High Density Polyethylene (HDPE) fuel tank
Centre high mount LED stop lamp
Collapsible steering column
PROTECTION
Under-front steel plate skid/splash shield
Steel plate sump guards
Steel plate transfer protector*
Steel plate on leading edge of fuel tank
Fuel tank fire protector
EXTERIOR STYLE
Eagle-inspired sharp & muscular exterior design
Bi-LED projector headlamps with auto-levelling
LED rear position lamps
Sharp & sleek headlamp & taillamp design
Recessed front fog lamps with chrome garnish
LED Day-time Running Lights (DRL) & light guide integrated in headlamps
Two-tone metallic grey-body coloured front & rear bumpers
Multi-spoke diamond-cut alloy wheels
Double slat chrome radiator grille
Chrome door handles
Chrome tailgate garnish
Chrome fold-in power door mirrors with integrated turn indicators
Aluminium side steps
Shark-fin antenna with gun-metal finish
Wrap-around rear glass - quarter glass & rear windshield
Roof rails (max. load capacity 60 kg)
Dual-tone rear spoiler
INTERIOR STYLE
Twin-cockpit ergonomic interior design
Sporty lava black interior with silver highlights
Luxurious quilted soft leather seats

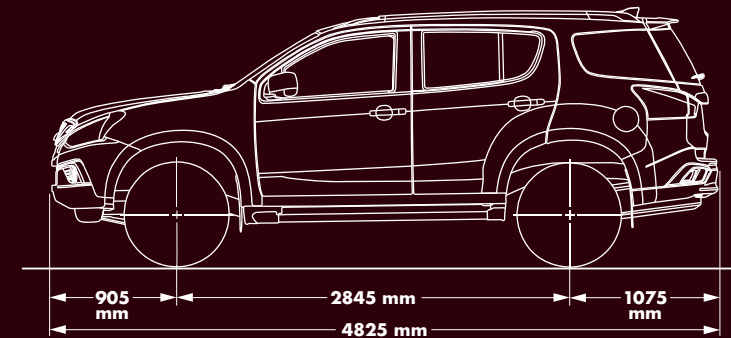
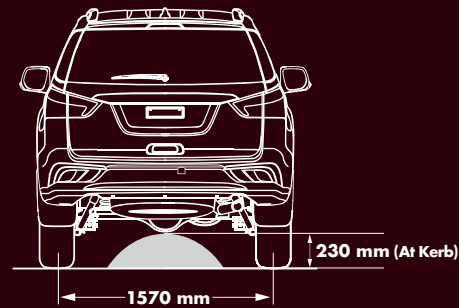
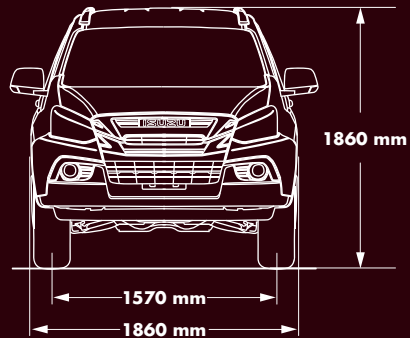
#only for 4x4 variant

Soft pad on all side door armrests, door trims & front floor console armrest
Premium finish dashboard with soft-touch panels
Leather wrapped steering wheel
Piano black finish on gear shift bezel
Chrome finish on side doors inner levers, gear shift bezel, front console cup holders & air vent knobs
Bright silver finish on shift-on-the-fly 4x4 knob*, steering, auto AC console & IP center console
Premium Barleycorn Guilloche finish on door inserts
SEATING
Front anatomically designed bucket seats
6-way power adjustable driver seat
60:40 split 2 nd row seats with fold away centre arm rest
One-touch fold & tumble 2 nd row seats
50:50 split-fold 3 rd row seats
One-touch fold 3 rd row seats
Flat-fold 2 nd & 3 rd row seats
Adjustable headrests for all seats, including centre seat
IN-CABIN STORAGE
Glovebox with light
Upper utility box on IP
3 Power outlets- IP centre console, upper utility box & rear cargo area
3 USB ports- IP centre console, entertainment system & 2 nd row floor console
Dual-purpose driver and front passenger cup holder tray
IP with two retractable cup holders-cum-utility boxes
Overhead console with twin map lights & flip-down sunglasses holder
Front floor console with two cup holders
2 nd row armrest with two cup holders
Front & Rear door storage with bottle holders
3 rd row trims with cup holders
3 rd row floor console with cubby hole

Coat hooks on 2nd row assist grips
Cargo net hooks in cargo area
COMFORT & CONVENIENCE
Climate control air-conditioning with integrated heater & demister
Cabin cooling vents for all 3 rows of seats
Separate blower control for rear seats
Pollen and fine particle air filter
All power windows with driver side one-touch down/up & delay closing
Passive Entry & Start System (PESS)
Central locking with keyless entry
Power-adjustable & power-foldable door mirrors with turn indicator lights
Cruise control system
Integrated 17.8 cm (7 inch) touchscreen entertainment system with DVD/CD/USB/MP3/FM/AM/AUX compatibility, with iPod®, Bluetooth® phone & audio streaming
“Live Surround Sound” roof-mounted sound system with 8 speakers (front dash, front doors, rear doors and roof)
Tilt-adjustable steering wheel with power steering
Steering wheel with easy-select cruise and audio controls
3D Electro-luminescent meters with Multi-Information Display (MID) & chrome rings
“Terrain Command” 4x4 select dial with 2-High,4-High and 4-Low range*
Windscreen wipers with variable intermittent sweep modes
Rear window wiper
Day/night interior rear view mirror
Sun visors with vanity mirror (co-driver side) and ticket retaining strap (driver side) Fixed
A-pillar assist-grips for 1st row
Roof mounted retractable door assist-grips for 1st & 2nd rows
Fixed C-pillar assist-grips for 3rd row
Height-adjustable upper mounts for front seat belts
Premium carpet mats with safety locking clips (driver side) & foot protection guide (3rd row)

*only for 4x4 variant

DIMENSIONS



COLOURS

NEW



Nautilus blue



Red Spinal Mica



Silky White Pearl



Galena Grey



Black Mica



Silver Metallic



Disclaimer-Isuzu Motors India Pvt. Ltd. ("Isuzu") reserves the right to alter or discontinue any specification or any detail of the vehicle (including interiors or approved genuine accessories) without any prior information/notice to existing or prospective customers. Isuzu also has the right to permanently or temporarily discontinue manufacturing of any vehicle or model without any prior information/notice to existing or prospective customers. The specifications and all details provided are authentic as on the date* of the printing/publication of this information. Kindly check with Isuzu Dealers for the latest/updated information on the specifications and/or any other details including details of vehicle price and approved genuine accessories. There could be slight variations in the colour of the actual vehicle body/interiors/genuine approved accessories and the colour seen in the printed photos. Kindly contact your nearest Isuzu Dealer to know and feel the exact colour of the vehicle body/interiors/genuine accessories. Certain parts of the vehicle seen in the printed photo are Accessories. These Accessories are not part of the vehicle being sold to the customer. Accessories have to be purchased separately. Isuzu advises to use only approved genuine accessories and not to use any non-genuine fitments. Please contact our dealers for details of approved genuine accessories/fitments. All our vehicles manufactured after 1st April 2020 are compliant with Bharat Stage VI (BS VI) emission norms.

*Date of printing/publication: 04/05/2021.



ISUZU Motors India Private Limited.

9th Floor, Prestige Centre Court - Office Block,
Vijaya Forum Mall, No. 183, N.S.K. Salai,
Vadapalani, Chennai – 600 026,
Tamil Nadu, India.

Toll Free No.:1800 4199 188

ISUZU
NEVER STOP

For more information visit: www.isuzu.in | www.isuzumux.in
f ISUZU Motors India | You Tube IsuzuMotorsIndiaChannel